

Home Machine Axes Zero

When to use : Press Jog buttons until illuminated when you want to place the machine at machine home.
(X0, Y0, Z0, optional A0, V0)

Note : Machine must be placed in home position once the machine has been powered up or after an emergency stop or at the beginning of the day.

Select HOME Mode

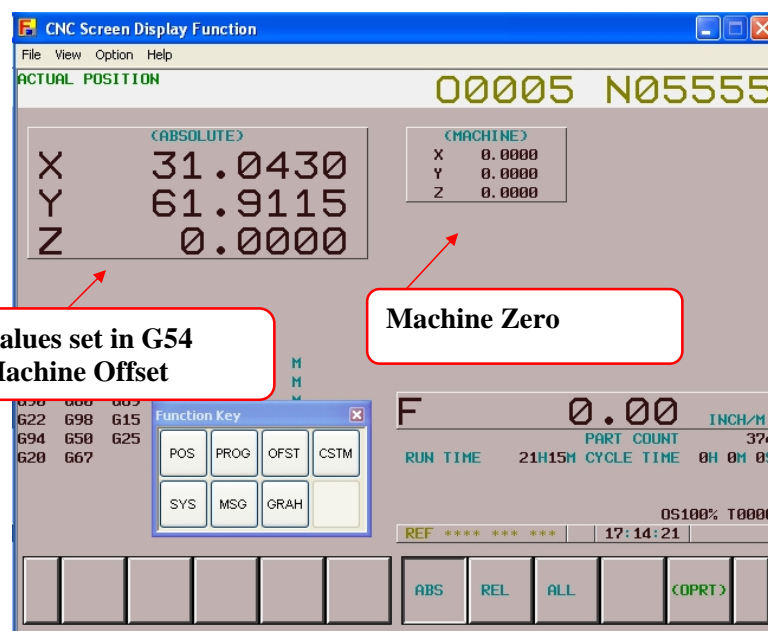
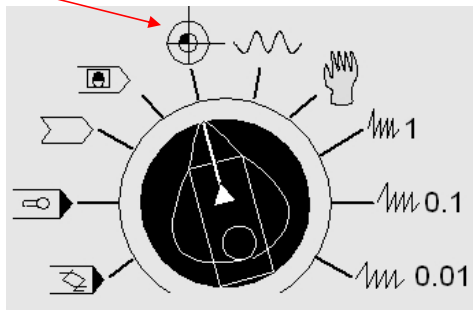
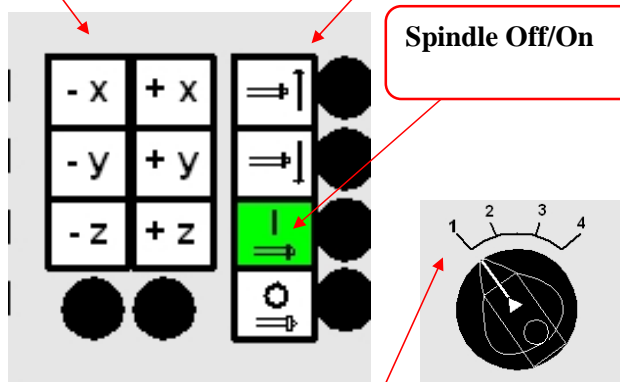


Figure 1 Hold Home Buttons until they fully illuminated.

Home Buttons

Spindle Up and Down buttons

Spindle Off/On



1 Spindle - Active for Up/Down On/Off
2 Spindle - Active for Up/Down On/Off

Technical Notes :

1. If you Over travel condition Hold Jog Buttons in Opposite direction.
2. Make Sure you are in Select Home mode
3. Make sure Z axis is fully retracted Up before pressing Home buttons.
4. If you have a Drill Block make sure it is fully retracted Up before pressing Home buttons.
5. Can also Home Machine with simple Homing Program.
The features G28 X0Y0Z0 optional V0A0.